


























1. Access to Information: I learn about news and activities of the Board of Education from the following sources: (check all that apply)

		Response Percent	Response Count
District Website		75.9%	60
Hilton Insight (District Newsletter)		78.5%	62
Board Minutes		16.5%	13
Print Media (Democrat and Chronicle, Greece Post, Suburban News)		39.2%	31
Broadcast Media (Radio and TV)		19.0%	15
Social Media (Facebook, blogs, etc.)		12.7%	10
Attending Board Meetings		10.1%	8
Personal Interaction with Board Members		13.9%	11
Personal Interaction with Administrators		13.9%	11
Building Newsletters		30.4%	24
	Other (please specify)		3
		answered question	79
		skipped question	2

2. Visibility of Board of Education: The 2011-12 Hilton Board of Education consists of Board President Dan Wellington, Board Vice President Aggie Seneway, and members Michelle Ames, Steve Beauvais, Barb Cutrona, Tim Gagnon, and Bob Prorok. Please indicate below the number of Board members whom you have met and would feel comfortable contacting with a question or a concern regarding the District.

		Response Percent	Response Count
0		35.4%	28
1		22.8%	18
2		11.4%	9
3		13.9%	11
4		2.5%	2
5		2.5%	2
6		2.5%	2
7		8.9%	7
		Comments	10
answered question			79
skipped question			2

3. Visibility of Board of Education, part 2: I regularly see and have the opportunity to interact with Board members at the following places (check all that apply):

		Response Percent	Response Count
Board Meetings		41.2%	21
School Sporting Events		17.6%	9
Concerts and Plays		23.5%	12
Other School Events		33.3%	17
Non-School Community Activities		21.6%	11
Out in the Community (shopping, festivals, etc.)		31.4%	16
In my Neighborhood		25.5%	13
	Other (please specify)		13
answered question			51
skipped question			30

4. Communicating with the Board and the District, part 1: Who would you contact if you have a question or a concern regarding any of the following (choose only one point of communication each type of concern):









	Teacher/Coach/Driver	Principal/Responsible Administrator	Superintendent	Board Member	Responsible
Your child's teacher	63.4% (45)	35.2% (25)	1.4% (1)	0.0% (0)	
Your child's placement	35.7% (25)	62.9% (44)	1.4% (1)	0.0% (0)	
Your child's participation in sports or extracurricular activities	91.5% (65)	8.5% (6)	0.0% (0)	0.0% (0)	
Transportation of students	48.6% (35)	47.2% (34)	2.8% (2)	1.4% (1)	
Building or Central Office Administration	2.7% (2)	57.5% (42)	34.2% (25)	5.5% (4)	
The District budget	2.6% (2)	19.7% (15)	32.9% (25)	44.7% (34)	
District policies and practices	5.3% (4)	28.9% (22)	43.4% (33)	22.4% (17)	

Other (please specify)



answered question

skipped question



5. Communicating with the Board of Education, part 2 If you had a question or concern that you wished to direct to the Board of Education, what is your preferred method of communicating (please check all that apply):

		Response Percent	Response Count
Telephone contact with Board member(s)		27.0%	20
Email contact with Board member(s)		78.4%	58
Sending a letter to a Board member(s)		20.3%	15
Telephone contact with the Superintendent		14.9%	11
Email contact with the Superintendent		33.8%	25
Sending a letter to the Superintendent		8.1%	6
Addressing the Board at a meeting		20.3%	15
Website access to information, including District policy and a Frequently Asked Questions (FAQ) page		35.1%	26
	Other (please specify)		1
answered question			74
skipped question			7




6. Are you a resident of the Hilton School District?

		Response Percent	Response Count
Yes		97.4%	74
No		2.6%	2
answered question			76
skipped question			5

7. Do you currently have children or grandchildren attending Hilton?

		Response Percent	Response Count
Yes		68.8%	53
No		31.2%	24
answered question			77
skipped question			4







8. Are you an employee of the Hilton School District?

		Response Percent	Response Count
Yes, and I am also a resident of the District		25.0%	19
Yes, and I reside in another District		2.6%	2
No		72.4%	55
answered question			76
skipped question			5

9. Are you currently a student in the Hilton Central School District?

		Response Percent	Response Count
Yes - attending elementary school		0.0%	0
Yes - attending middle school		1.3%	1
Yes - attending high school		1.3%	1
Yes - attending college		2.6%	2
No		94.7%	72
answered question			76
skipped question			5

10. Which age group (in years) best describes you?

		Response Percent	Response Count
Under 18		1.3%	1
18 - 19		1.3%	1
20 - 29		2.6%	2
30 - 39		15.6%	12
40 - 49		46.8%	36
50 - 64		32.5%	25
65 and over		0.0%	0
answered question			77
skipped question			4